



Newsletter, September 2020

The items in this edition of the newsletter fall into three categories: gratitude, announcements, and information about the annual meeting on October 12.

Gratitude

Thanks to **volunteers!** Especially those who see a problem, and then spring into action.

On Monday, September 14, one of the garbage trucks left a trail of **broken glass**—apparently nearly everywhere it stopped. Before too long, there were co-owners with brooms sweeping up sections of the roadway. When you see one pile of broken glass, you can't help but see the next one, and on and on. Thanks to the Stoneburners, Linda Bol, Doug Hayden, Wally Mokma, Richard Mezeske, Don Vanden Brink, Lois Williams, and many others whose names I didn't learn for pitching in with broom and bucket to remove the bulk of the glass.

Speaking of volunteers, more thanks to those who helped to collect, transport, and plant twenty-five **trees** this past week. The trees were offered free of cost to Holland BPW customers through the Arbor Day Foundation.

Thanks also to those who share their talents. The **hum-along** earlier this month organized by the Kleinheksels and DeWyns drew an audience of about fifty people, spaced out in lawn chairs and wearing masks. Many thanks for a much-welcome social occasion here at WWP!

Announcements: Good to know

Is your **directory** out of date? You can print an association directory from the wwpines.net website. You can sort the directory alphabetically if you click on "Last Name" at the top of the column. If you do not have a printer, contact the secretary, who will print one for you.

Deck and porch furniture: the usual deadline for removing such furniture is October 31. The board has extended the deadline this year to Thanksgiving, in the hope that there will be some mild weather that will allow us to gather outdoors with friends and neighbors.

The irrigation system will be turned off October 9. At the same time, all sprinkler heads and gutter pop-ups will be flagged in preparation for aeration of the lawn the following week. Please do not disturb the flags.

Fall clean-up of shrubs and plantings will take place, along with aeration, during the week of October 11.

Annual meeting and board election: October 12, 7 p.m.

We are unable to gather in person, as usual, so we are planning to meet via Zoom. If you are new to Zoom, please see the instructions that follow. Once you have set up Zoom on your computer, all you will need to do is click on the invitation that you will receive a day or so ahead of the meeting.

The information packet containing the meeting agenda, a list of what is covered in your dues, the 2021 budget and an announcement of the 2021 dues, an evaluation form, and a ballot for new board members will be distributed in the next week. During the Zoom meeting, there will be a PowerPoint presentation explaining what has been done this year, how your dues have been spent, and the budget. That presentation will be available in print form for those without computers.

We ask that you print the ballot and the evaluation form, and deliver them to Jim Visser at 263 East, or Barbara Mezeske at 481 East. You may also make a digital copy of the ballot and send it to bamezeske@gmail.com.

What follows is an instruction sheet for downloading Zoom. (If you already have been Zoom-ing, you can skip this step.) If you have questions, please contact Doug Hayden doughayden@outlook.com.

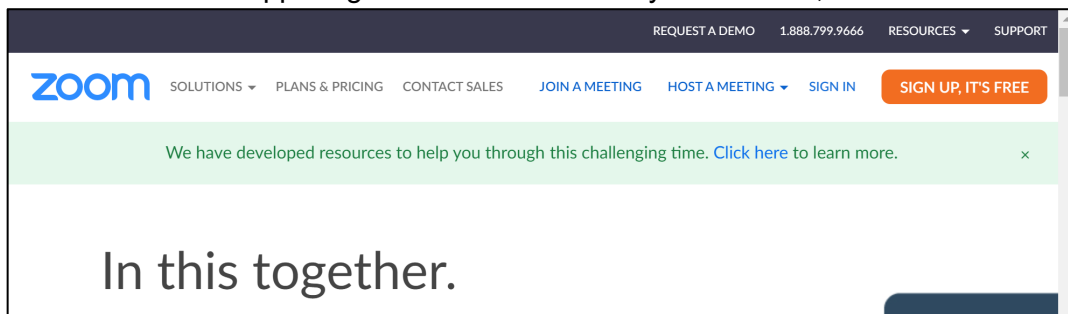
If you want to participate in a Zoom test run in October, please contact Doug Hayden (address above).

Setting Up for Zoom Meeting

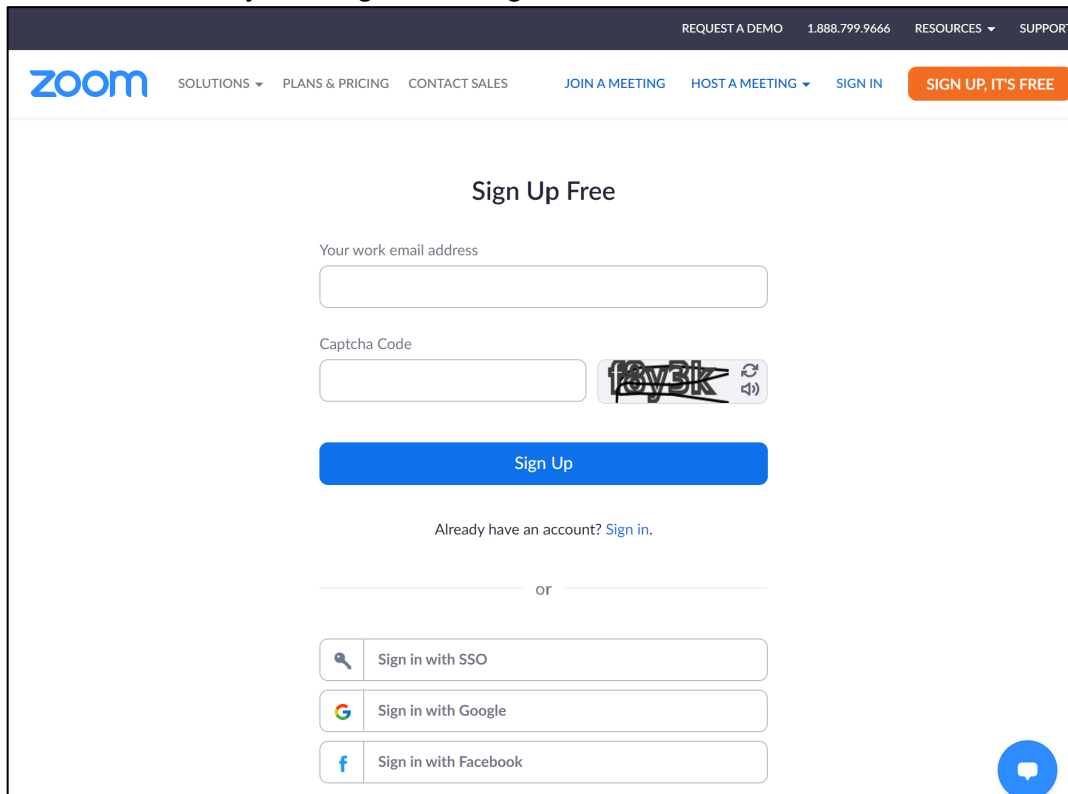
Getting set up for Zoom meetings is a two step process. First, you need to create an account and then you need to download the Zoom onto your PC, Mac or iPad.

Create a Zoom Account

1. Go to zoom.us
2. Click the button in the upper right hand corner that says “SIGN UP, IT’S FREE”.



3. Type in your birthdate click **Continue**.
4. Either create a separate Zoom account or more simply sign up with your Google or Facebook account by clicking those large buttons further down the screen.

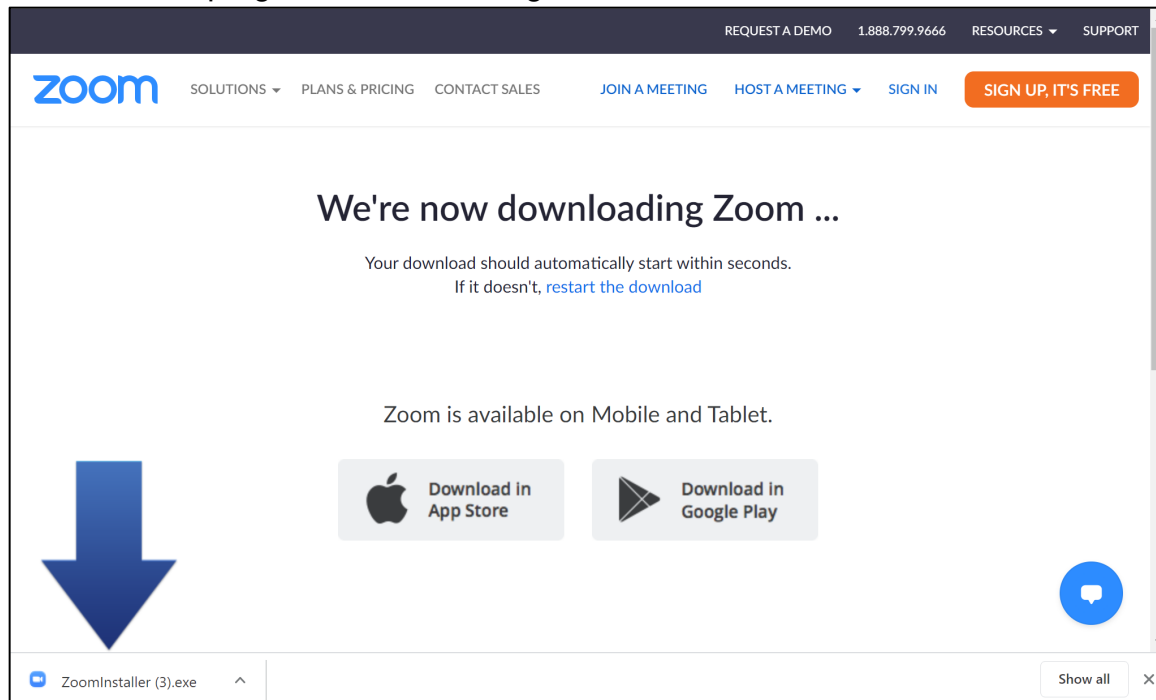


Creating a new Zoom account

- a. Type in your email address and the Captcha code and click **Sign Up**.
- b. It will then send an email with a confirmation link. Click on the link in the email.
- c. Create account by filling in the information it asks for.
- d. Skip the “invite colleagues” step.

Download the Zoom Application

1. Next, click on this link <https://zoom.us/support/download> and then clicking on the Zoom installer program in the lower right corner.



2. You should end up with the Zoom application/client running which in Windows looks like.

